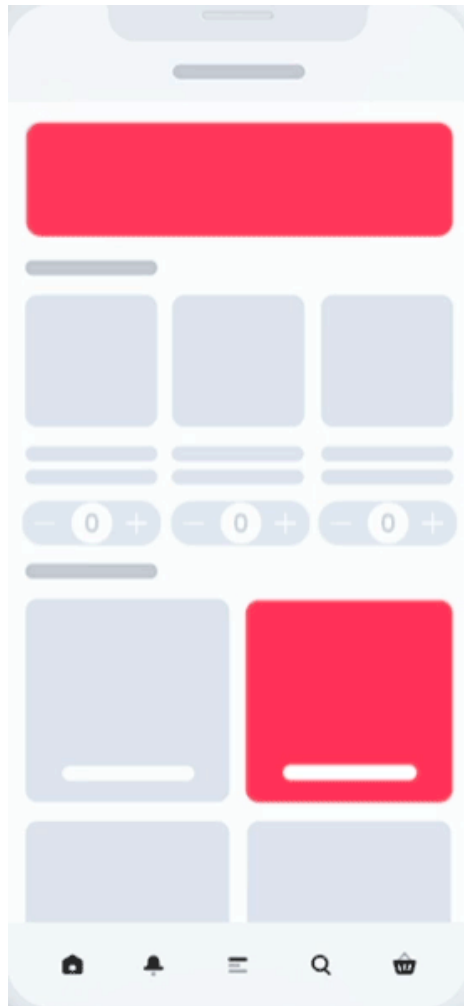


# b2b.store

## April 2021.4 Release Notes



Hello again b2b.store customers,

Welcome to this month's b2b.store release! We've got some nice visual and ease of use enhancements for your b2b.store customers this month. We've had lots of great feedback about our Admin Panel (thanks), so we've incorporated those and made other useful enhancements...

**Updated** - Connect With Us enhancements

**Updated** - b2b.store Admin Panel - Importers & Settings enhancements

**Updated** - Grid View or List View enhancements

**Updated** - BEAM Admin enhancements

# b2b.store App: New Features, Enhancements & Fixes

Version: 2021.04 (0.16.0-8555f04)



## Enhancement: Connect With Us

The **Connect With Us** section that appears at the bottom of the Home screen has been updated.


- **Connect With Us** now appears at the bottom of *every* screen on your b2b.store, customised with your logo.
- On laptops/desktops and tablets in landscape mode, **Connect With Us** is now split into 3 sections (**Connect With Us**, **Community**, **Company**)

### Connect With Us

@ support@b2b.store

+44 (0)1926 298867

### Community

 Facebook

 LinkedIn

 Twitter

 Instagram

 Pinterest

 YouTube

### Company

About

Privacy Policy

Terms & Conditions

Request Help



Powered by  


### Connect With Us

@ support@b2b.store

+44 (0)1926 298867



Powered by  


These enhancements make it easier for your b2b.store customers to connect with you if they have any questions, or have a look at what you're up to on your social media channels.

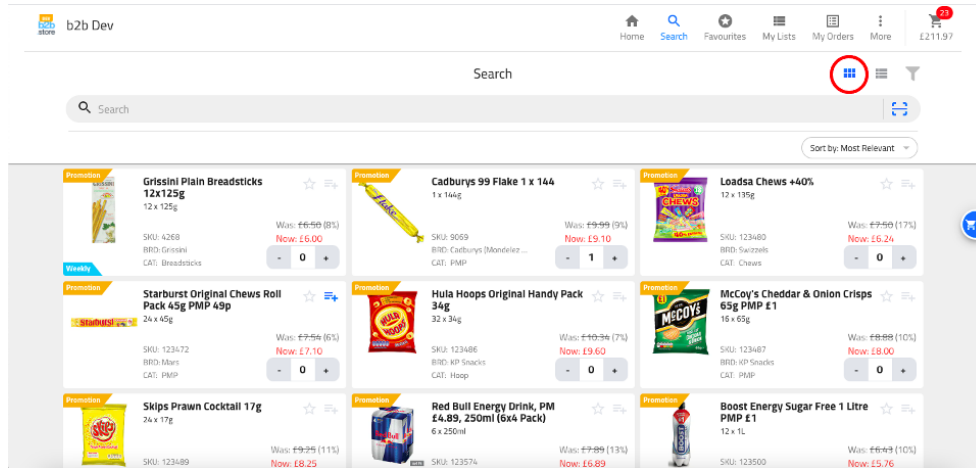
### How can I get my b2b.store to display these enhancements?

You don't need to do anything, they're already LIVE!

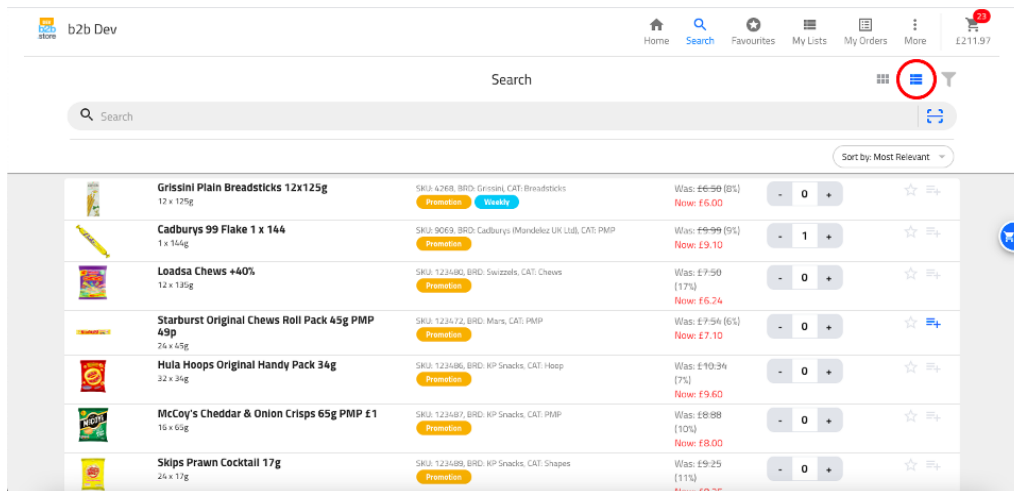


## Enhancement: Grid View or List View

On laptops/desktops or tablets in landscape mode, when viewing lots of products, your customers can switch between the default grid view, or the new list view.



This is the default grid view...



...this is the new list view.

### How can I get my b2b.store to display these enhancements?

You don't need to do anything, they're already LIVE!

# b2b.store Admin Panel: New Features, Enhancements & Fixes

Version: 2021.04 (0.1.0-8555f04)

Since the *huge* Admin Panel *expansion* last month (*Importers* and *Settings*, not just Orders), we've had lots of great feedback on how the Admin Panel can be enhanced further.

We've listened, so here's what we've done:

## General

- Fixed the requirement for the URL to your b2b.store Admin Panel to require a back slash (e.g. <https://your.b2b.store/admin/>). You can access your b2b.store Admin Panel now *with or without* a back slash 🚩.

## Importers

- Added more *context help* and *advice*, along with a direct link to the *latest [b2b.store Data Requirements \(CSV File Formats\)](#)* documentation.
- Improved *error reporting* if there is an issue with any CSV file.
- Improved the *speed of validation* so it's super quick. The CSV file is then queued to be imported behind the scenes. This eliminates the timeouts some CSV files were causing if there were lots of categories and/or subcategories.

## Settings

- Added an indicator for **Premium Features** so it's clearer which settings they relate to:

★ Premium Feature: Any feature with a ★ will only work in your b2b.store if you have subscribed to this feature. If you are interested in any of these Premium Features, please email [hello@b2b.store](mailto:hello@b2b.store).

- Add your own text to the *Order Emails* your b2b.store customers receive after they've placed an order. **Email Order Header Text** can take up to 200 characters.

## How can I view, set and change these settings in my b2b.store:

Just to go to your b2b.store's **Admin Panel** (e.g. <https://your.b2b.store/admin/>) and click **Settings!**

**NOTE:** To access your **Admin Panel** you will need your *Admin Panel Password (API Key)*. You will have been sent this previously.


If you can't find your *Admin Panel Password (API Key)*, just email [carlin.easton@b2b.store](mailto:carlin.easton@b2b.store) and ask for it.

\* **NOTE:** Certain **Settings** apply to *Premium Features* only. Although you will be able to view and change them in your **Settings**, they won't be functional unless you have subscribed to the feature(s). Email [adam.brown@b2b.store](mailto:adam.brown@b2b.store) to find out more.

# BEAM Admin: New Features, Enhancements & Fixes

Version: 2021.04 (2.42.0-8555f04) main

1. **Push Notifications:** You can now add a **Description** to individual push notifications for your own admin purposes. Handy to make notes about suppliers, campaigns, dates or other notes.

	Image	Title	Description	Estimated Sent	Opened	Actioned	Send Time	Status	
<input type="checkbox"/>		SWIZZELS APP ONLY DEAL - Loadsa Sweets/Chews/Lollies 135g PMP £1 available to order from Monday 24th June - 8th July! Tap for more ⚡	Swizzels Campaign (P6 - June)	1,811	502 (27.72%)	105 (20.92%)	Wed Apr 28 2021 12:02 PM	Sent	<span>Add</span> <span>Remove</span> <span>Duplicate</span>

...as displayed in the **Push Notifications** list...

### 5 Review and Send/Save

Description:

Before you can send:

- Provide an alert message
- Provide a schedule

or

SAVE AS DRAFT

...as displayed in the **Review and Send/Receive** section when adding a push notification.

**NOTE:** Push Notifications are only available to b2b.store customers who have their b2b.store available in the App/Play Stores (**Premium Feature**).

## Feedback

We hope you enjoy getting familiar with these new features and enhancements but if you have any feedback or questions at all, or you would like to request a feature, please email: [carlin.easton@b2b.store](mailto:carlin.easton@b2b.store)

See you next month!

